

K. P. RAO & CO.
CHARTERED ACCOUNTANTS

'Poornima', 11nd Floor, 25, State Bank Road,
Bangalore - 560 001. Karnataka, India.

K. P. RAO K. VISWANATH
DESMOND J. REBELLO K. SURYA PRAKASH
V. NARAYANAN

Phone : 080 - 2558 7385 / 2558 6814
Fax : 080 - 2559 4661
E-mail : info@kprao.co.in

Review Report

To,
The Secretary,
Bhageerati Bai Narayana Rao Maanay Charities
Banashankari II Stage,
Bengaluru.

We have reviewed the accompanying Financial Statements, Comprising of Balance sheet as on 31st March 2015, Income and Expenditure Account and Receipts and Payments Account for the period then ended, of **BNM Institute of Technology** of your trust, at the specific request of the Secretary.

These Financial statements are the responsibility of the Management of the Trust. Our Responsibility is to issue a report, whether the Financial Statements are in agreement with the books of accounts of the respective units of the trust.

A review is limited primarily to, enquires of trust personnel, analytical procedures applied to financial data, and verification of documents and records relating to financial transactions.

Based on our review, we state that these financial statements are in agreement with the books of accounts of the respective units of the trust, referred to above.

for K.P.Rao & Co.
Chartered Accountants
Firm Reg. No. 003135S



Place : Bangalore
Date : 11/12/2015

Membership No.228407


Branches

Mysore : #434, 9th Cross, 2nd Main, T.K.Layout, Mysore - 570 009. Phone : 0821 - 3257475
Chennai : Flat A - House, Arun Apartments, Old No. 8, Rukmini Street, Kalakshetra Colony, Besant Nagar, Chennai - 600 090.

BNN Institute of Technology
Balance Sheet as at 31st March 2015

LIABILITIES	Schedule No.	31.03.2015		31.03.2014		ASSETS	Schedule No.	31.03.2015		31.03.2014	
		Rs.		Rs.				Rs.		Rs.	
Capital Fund		293,604,819		299,894,864		Fixed Assets		499,557,818		412,027,337	
Balance as per last Balance Sheet		(16,085,684)		(6,290,045)		Add: Additions		47,087,611		126,139,256	
Add : Excess of expenditure over income for the year		277,519,135		293,604,819		Less: Deletions		(1,286,599)		-	
						Less: Depreciation		(41,633,322)		(38,608,777)	
<u>Loans</u>	1	21,044,142		24,378,985		Investments		503,725,508		499,557,818	
		21,044,142		24,378,985		Fixed Deposits		51,276,142		39,689,646	
						NSC		11,100		11,100	
<u>Current Liabilities</u>	2	2,766,048		670,666		Loans & Advances		51,287,242		39,700,746	
Scholarship Fund		7,859,390		4,042,030				7,283,814		7,231,784	
Sundry Liabilities	3	277,321,416		235,202,216				7,283,814		7,231,784	
		287,946,854		239,914,912							
Grants	4	1,421,097		164,617		Deposits	6	5,113,117		3,329,992	
								5,113,117		3,329,992	
<u>Total</u>		587,931,229		558,063,333		Cash and Bank Balances		20,512,592		8,174,519	
						Cash at Bank		8,952		68,473	
						Cash in hand		20,521,544		8,242,992	
						<u>Total</u>		587,931,229		558,063,333	

As per our report of even date



For K.P. Rao & Co.
Chartered Accountants
BANGALORE
FRN: 0031335
Partner: S. Sushanth
Membership No: 123456

Place: Bangalore
Date: 11/12/2015

For **B.N.M. Institute of Technology**
(Signature)
Secretary

BNM Institute of Technology
Statement of Income & Expenditure for the year ended 31.03.2015

EXPENDITURE	31.03.2015	31.03.2014	INCOME	31.03.2015	31.03.2014
	Rs.	Rs.		Rs.	Rs.
Advertisement	1,671,160	833,143	Application and Registration fee	406,760	412,800
AMC Charges	757,530	941,007	College Fees	222,253,184	209,858,664
Bank Charges	67,862	67,769	Misc Fees	9,147,753	3,376,259
Depreciation	41,633,322	38,608,777	Fd Interest	6,138,635	3,803,751
Donation	136,200	62,500	Bank Interest Received	528,490	1,129,449
Insurance	357,816	464,129	Examination Fees Recd	60,725	
Legal Fees	1,696,000	180,000	Excess of Expenditure over Income	16,085,684	6,290,045
Loan Interest	3,320,102	3,617,417			
Newspaper and Subscription	2,056,899	403,905			
Postage and Courier Charges	106,557	98,841			
Vehicle Expenses	2,626,732	2,954,626			
Functions and Celebrations	2,963,991	3,117,749			
Guest House Expense and Rent	731,375	549,501			
Repairs and Maintenance	3,879,798	4,268,493			
Misc Expenses	2,088,457	1,757,487			
Travelling and Conveyance	472,642	1,281,487			
Salaries	169,252,411	146,056,342			
Audit Fees	543,445	276,700			
Telephone and Internet Charges	907,913	633,164			
Rates and Taxes	360,798	358,151			
Printing and Stationery	1,942,583	2,398,688			
Scholarship Expenses	4,177,097	2,701,669			
Seminar and Workshops	285,516,50	143,726,00			
Sports Expenses	896,984	1,014,033			
Student Expense	4,303,829	4,054,487			
Water, Electricity and Security	6,417,037	6,275,078			
Library Books	967,174	1,752,099			
TOTAL	254,621,231	224,870,968	TOTAL	254,621,231	224,870,968

As per our report of even date

For K.P. Rao & Co. Chartered Accountants
BANGALORE
FRN: 0031355
Partner: S. Prakash
Membership No. 328417

Place: Bangalore
Date: 11/12/2015

For B.N.M. Institute of Technology
Secretary

BNM Institute of Technology
Schedule to Fixed Assets for the year 2014-15

Particulars	Gross Block				Depreciation				Net Block WDV as on 31st March, 2015	
	As on 1st April, 2014	Additions		Deletions	WDV for depreciation	Rate	Depreciation			Total
		> 180 days	< 180 days				<180 days	>180 days		
Building	421,910,001	18,625,552	8,361,807	258,705	448,638,655	5%	209,045	22,013,842	22,222,888	426,415,767
Air Conditioner	5,502,146	196,321	700,000	-	6,398,467	15%	52,500	854,770	907,270	5,491,197
Ceiling Fan	59,989	5,000	15,922	6,068	74,843	15%	1,194	8,838	10,032	64,811
Lab Equipments	3,449,066	201,207	184,401	7,387	3,827,287	15%	13,880	546,833	560,263	3,267,024
Computer Lab Equipments	6,150,841	6,516,215	642,790	-	37,509,162	60%	192,837	7,600,234	7,793,071	(7,793,071)
Furniture	31,158,632	3,971,489	2,388,480	9,439	12,733,029	15%	179,136	5,268,102	5,447,238	32,061,924
Generator	11,931,152	367,899	433,978	-	2,173,506	15%	21,699	1,229,905	1,251,604	11,481,425
Landscaping	2,173,506	-	-	-	815,813	0%	-	326,026	326,026	1,847,480
Photo Copier	815,813	-	-	-	50,971	15%	-	7,646	7,646	815,813
Transformer	50,971	-	-	-	802,159	15%	-	120,324	120,324	43,325
UPS	802,159	-	-	-	2,050,369	60%	92,371	1,045,480	1,137,851	681,835
Vehicles	452,466	1,290,000	307,903	-	13,224,318	15%	139,364	1,704,920	1,844,284	912,519
Mobile	11,372,219	998,917	1,858,182	1,005,000	32,176	15%	-	4,826	4,826	11,380,034
Land	10,628	21,548	-	-	3,718,228	0%	-	-	-	27,350
	3,718,228	-	-	-	-	-	-	-	-	3,718,228
Total	499,557,817	32,194,148	14,893,463	1,286,599	532,048,983		901,976	40,731,346	41,633,322	490,415,661



For B.N.M. Institute of Technology
[Signature]
Secretary

BNM Institute of Technology
Schedules to Income & Expenditure for the year ended 31.03.2015

Sl.No	Expense Head	Expense	3/31/2015	3/31/2014
			Rs.	Rs.
1	Functions and Celebrations	Functions and Celebrations	1,913,405	2,237,039
		Gifts and Mementos'	422,489	437,526
		Refreshment Expenses	628097	443184
		Total	2,963,991	3,117,749
2	Guest House Expense and Rent	Guest House Amenities	152,679	150,612
		Guest House Rent	480,176	360,709
		Room Rent Charges	98520	38180
		Total	731,375	549,501
3	Repairs and Maintenance	Campus Maintainernce	951,253	1,310,818
		Office Expenses	0	26,408
		Repairs and Maintainence	1,802,875	1,672,549
		Computer Lab Maintenance	142,717	0
		Lab Expense	982,953	1,258,718
		Total	3,879,798	4,268,493
4	Misc Expenses	Misc Expenses	1,977,809	1,731,487
		Meeting Expenses	107,898	26,000
		ComedK	2750	0
		Total	2,088,457	1,757,487
5	Travelling and Conveyance	Transportation Charges	71,579	162,530
		Travelling and Conveyance	401,063	1,118,957
		Total	472,642	1,281,487
6	Salaries	Salaries	162,761,535	139,951,186
		Remuneration for Visiting Faculty	1,230,211	1,520,331
		ESI	1120522	1705213
		Provident Fund	4140143	2879612
		Total	169,252,411	146,056,342
7	Audit Fees	Internal Audit Fees	298,500	276,700
		Audit Fees	244,945	-
		Total	543,445	276,700
8	Telephone and Internet Charges	Internet Charges	686,247	428,102
		Telephone Charges	221,666	205,062
		Total	907,913	633,164
9	Rates and Taxes	Rates and taxes	360798	358151
		Total	360798	358151
10	Printing and Stationery	Printing and Stationery	1,915,894	2,302,763
		Xerox Charges	26,689	95,925
		Total	1,942,583	2,398,688
11	Student Expense	Student Project	692,693	374,200
		Uniform Expenses	782,292	671,473
		Placement Expenses	2197344	2610422
		VTU fees	631500	398392
		Total	4,303,829	4,054,487
12	Water,Electricity and Security	Water Charges	131,302	114,321
		Security Expenses	2,865,140	2,802,909
		Electricity Charges	3,420,595	3,357,848
		Total	6,417,037	6,275,078



For B.N.M. Institute of Technology

(Signature)
Secretary

BNM Institute of Technology
Schedules to Balance Sheet as at 31-03-2015

Sl.No	Particulars	31.03.2015	31.03.2014
1	Loans		
	Equipment Loan	18,137,520	22,273,687
	Vehicle Loan	1,206,622	2,105,298
	Bus Loan-Canara Bank	1,700,000	
	Total	21,044,142	24,378,985
2	Current Liabilities		
	Cooperative Society	101,538	101,538
	TDS Payable	824,640	193,353
	PT Payable	52,000	42,450
	Exam fee Payable	1,769,425	328,390
	NSS Activities	18,445	4,935
	Total	2,766,048	670,666
3	Grants		
	Research Grant from VTU	256,480	-
	VGST Grant	1,164,617	164,617
	Total	1,421,097	164,617
3	Sundry Liabilities		
	BNM Charities	17,306,504	17,306,504
	BNMEI-II	124,775,819	85,827,719
	BNMIT-Misc	122,930,864	122,930,864
	BNM Hostel	12,308,229	9,137,129
	Total	277,321,416	235,202,216



For B.N.M. Institute of Technology

[Handwritten Signature]

Secretary

4 Loans and Advances		
Salary Advance	466,653	540,153
Staff Advance	693,398	815,798
Advance for Contruction	3,132,615	3,132,615
Guest House Deposit	350,000	350,000
TDS Asset	1,203,548	970,618
Sri.Surendra (Carpenter)	15,000	
BNM-Friends of Nature	1,422,600	1,422,600
Total	7,283,814	7,231,784
5 Deposits		
Advance	849,625	92,500
Electricity Deposit	1,025,952	999,952
Rental Deposit	1,045,000	45,000
Telephone Deposit	192,540	192,540
Rental Deposit 2	2,000,000	2,000,000
Total	5,113,117	3,329,992



For *B.N.M. Institute of Technology*
Nayan Das

Secretary

BNM Institute of Technology
Statement of Receipts & Payments for the year ended 31.03.2015

Receipts	31/3/2015 Rs.	Payments	31/3/2015 Rs.
Opening Balance		Loan Amount Paid	12,823,840
Cash-in-Hand	68,470	Examination Fees reimbursed to VTU	328,390
Bank Account	8,174,519	Schiorship Paid to Students	9,740,147
<i>Bus Loan amount received</i>	1,835,818	TDS Amount Paid	10,344,625
<i>Equipment Loan amount received</i>	7,431,055	Fixed Assets Purchased	47,087,611
<i>Vehicle Loan amount received</i>	222,124	Fixed Deposit Accepted	145,086,496
Examination Fees Received	1,769,425	Deposits money Given	1,783,125
Received for NSS Activities	13,510	Loans and Advances Given	436,530
Professional Tax Received	9,550	Amount Given to Related Party	6,828,900
Grant From VTU	256,480	Salary Paid	162,761,535
Schiorship Fund Received From Various	9,380,410	Advertisement Charges	1,671,160
TDS Amount Collected	10,975,912	AMC Charges	757,530
VGST Grant Received	1,000,000	Audit Fees	244,945
Fixed Assets Sold	1,286,599	Bank Charges	67,862
Fixed Deposit Matured	133,500,000	Campus Maintenance	951,253
Amount Received for Loans and advances	384,500	Comed K	2,750
Amount received from Related Party	48,948,100	Computer Lab Maintenance	142,717
Tuition Fees Received	222,253,184	Conveyance & Travelling	401,063
Application Fees Received	406,760	Donation	136,200
Bank Interest Received	528,490	Electricity Charges	3,420,595
Exam Remuneration Received	60,725	ESI	1,120,522
FD Interest Received	6,138,635	Functions & Celebrations	1,913,405
Miscellaneous Incomes Received	9,147,753	Gift & Moments	422,489
		Guest House Amenities Charges	152,679
		Guest House Rent	480,176
		Insurance	357,816
		Internal Audit Fees	298,500
		Internet Charges	686,247
		Lab Maintenance	982,953
		Legal Charges	1,696,000
		Library	967,174
		Loan Interest	3,320,102
		Meeting Charges	107,898
		Miscellaneous Expenses	1,977,809
		News Paper and Subscription Charges	2,056,899
		Placement Expenses	2,197,344
		Postage & Courier	106,557
		Printing & Stationery	1,915,894
		Provident Fund	4,140,143
		Rates & Taxes	360,798
		Refreshment Expenses	628,097
		Remuneration for Visiting Faculty	1,230,211
		Repairs & Maintenance	1,802,875
		Room Rent Charges	98,520
		Security Expenses	2,865,140
		Seminar & Workshop	285,517
		Sports Expenditure	896,984
		Student Management System	133,784
		Student Project	558,909
		Telephone Charges	221,666
		Transportation Expenses	71,579
		Uniforms	782,292
		Vehicle Maintenance	2,626,732
		VTU Expenses	631,500
		Water Charges	131,302
		Xerox Charges	26,689
		Closing Balance	
		Cash	8,952
		Bank	20,512,592
	463,792,019		463,792,019

As per our report of

For K.P. Rao & Co.
Chartered Accountants



For **B.N.M. Institute of Technology**

(Signature)
Secretary

Review Report

To,
The Secretary,
Bhageerati Bai Narayana Rao Maanay Charities
Banashankari II Stage,
Bengaluru.


We have reviewed the accompanying Financial Statements, Comprising of Balance sheet as on 31st March 2015, Income and Expenditure Account and Receipts and Payments Account for the period then ended, of BNMEI-II of your trust, at the specific request of the Secretary.

These Financial statements are the responsibility of the Management of the Trust. Our Responsibility is to issue a report, whether the Financial Statements are in agreement with the books of accounts of the respective units of the trust.

A review is limited primarily to, enquires of trust personnel, analytical procedures applied to financial data, and verification of documents and records relating to financial transactions.

Based on our review, we state that these financial statements are in agreement with the books of accounts of the respective units of the trust, referred to above.

for K.P.Rao & Co.
Chartered Accountants
Firm Reg. No. 0031355



Prashanth
Partner
Membership No.228407

Place : Bangalore
Date : 11/12/2015

Branches

Mysore : #434, 9th Cross, 2nd Main, T.K.Layout, Mysore - 570 009. Phone : 0821 - 3257475
Chennai : Flat A - House, Arun Apartments, Old No. 8, Rukmini Street, Kalakshetra Colony, Besant Nagar, Chennai - 600 090.


BNMEI II
Balance Sheet as at 31st March 2015

Liabilities	31.03.2015	31.03.2014	Assets	31.03.2015	31.03.2014
	Rs.	Rs.		Rs.	Rs.
Capital Fund			Fixed Assets		
Balance as per last Balance Sheet	54,017,381	13,957,905	Add: Additions	9,383,185	9,726,684
Add : Excess of Income over expenditure for the year	37,898,409	40,059,476	Less: Deletions	(325,683)	(343,499)
	91,915,790	54,017,381	Less: Depreciation	9,057,502	9,383,185
Loans			Cash and Bank Balances		
BNM Charities	39,324,940	39,324,940	Cash at Bank	872,409	1,571,837
BNMIT-Misc	4,580,000	4,580,000	Cash in hand	872,409	39,580
	43,904,940	43,904,940	Loans & Advances		
			(as per schedule)	125,890,819	86,927,719
Total	135,820,730	97,922,321	Total	135,820,730	97,922,321

As per our report of even date

For K.P. Rao & Co.
 Chartered Accountants
 BANGALORE
 FRN: 0031335
 Partner: S. Venkatesh
 Membership No: 4528407

Place: Bangalore
 Date: 11/12/2015


 Secretary
 Banashankari II Stage
 Bangalore - 560 070

BNMMEI II


Statement of Income & Expenditure for the year ended 31.03.2015

	Expenditure		Income	
	31-03-2015	31-03-2014	31-03-2015	31-03-2014
Bank Charges	Rs. 6,828	Rs. 3,386	Rs. 14,794	Rs. 14,220
Conveyance & Travelling	243,794	369,803	40,788,450	43,305,620
Functions & Celebrations	85,478	327,919		
Medical expenses	111,228	160,558		
Miscellaneous expenses	80,750	35,754		
Printing & Stationery	78,593	115,335		
Refreshments	111,398	153,223		
Telephone Charges	38,790	46,032		
Vehicle maintenance	93,637	149,693		
Repairs & Maintenance	116,250	-		
Salaries & Wages	1,465,005	1,396,200		
Sports expense	147,400	183,582		
Depreciation	325,683	343,499		
Excess of Income over expenditure	37,898,409	40,059,476		
Total	40,803,244	43,344,460	Total	40,803,244
				43,319,840

As per our report of even date

For K.P. Rao & Co
Chartered Accountants
BANGALORE
FRN: 00313333
Partner: S. Prashanth
Membership No.: 228407

Place: Bangalore
Date: 11/12/2015


Secretary
B.N.M. Educational Institutions
Banashankari II Stage
Bangalore - 560 070

BNMEI II
Schedule to Fixed Assets for the year 2014-15

Particulars	WDV as on 1/4/2014	Additions		Deletions	Total		Depn <180	Depn >180	Depreciation		WDV as on 31/3/2015
		> 180 days	< 180 days		(Rs.)	%			(Rs.)	(Rs.)	
Borewell	23,916	-	-	23,916	10%	2,392	317,451	2,392	317,451	21,524	
Building	6,349,025	-	-	6,349,025	5%	317,451	2,894	-	2,894	6,031,573	
Furniture	28,935	-	-	28,935	10%	2,894	-	-	-	26,042	
Landscaping	742,023	-	-	742,023	0%	-	-	-	-	742,023	
Memorial Work Expenses	2,219,640	-	-	2,219,640	0%	-	-	-	-	2,219,640	
Mobile Phone	19,646	-	-	19,646	15%	2,947	-	2,947	-	16,699	
Total	9,383,185	-	-	9,383,185				325,683	325,683	9,057,500	



(Handwritten Signature)

Secretary
B.N.M. Educational Institutions
 Banashankari II Stage
 Bangalore - 560 070

BNMEI II
Schedule to Balance Sheet for the year 2014-15

Schedule to Balance Sheet	31.03.2015	31.03.2014
Assets Side:		
Loans & Advances		
BNMEI-I	1,100,000	1,100,000
BNMIT	124,775,819	85,827,719
BNM Hostel	15,000	-
Total	125,890,819	86,927,719



Secretary
B.N.M. Educational Institutions
Banashankari II Stage
Bangalore - 560 070