

BNM Institute of Technology , Bangalore.

Balance Sheet as at 31-03-2018

31-Mar-17	Liabilities	(Rs)	31-Mar-18	31-Mar-17	Assets	(Rs)	31-Mar-18
270,173,275	Capital Fund O.B	179,221,735		513,517,775	Fixed Assets :	495,672,014	
9,048,460	Add: Excess of Income over Expenditure	7,501,427	186,723,162				
	Corpus Fund Hostel Building		50,000,000		(as per Schedule No.3)		
	Corpus Fund Library and Mech Block Building fund		50,000,000	(39,357,848)	Less: Depreciation	33,005,530	462,666,483
					Investments :		
				11,100	NSC	11,100	11,100
8,393,165	Scholarship Fund O.B	8,393,165			Loans and Advances :		
	Add: Funds from Karnataka Govt.	17,241,395		6,447,011	(as per Schedule No.4)	5,812,011	5,812,011
	Less: Issued during the year	(13,441,730)	12,192,830		Deposits		
	New Gean IEDC Fund			3,368,492	(as per schedule No.5)	2,797,242	2,797,242
	Funds Received During the Year	6,000,000			TDS Assets		
	Less: Utilised during the Year	(2,968,247)	3,132,726	3,102,740	Fixed deposits	85,177,978	3,788,675
	Add: Interest earned during the year	100,973		130,123,993	Scholarship Fund FD	12,192,830	
	Medical Fund for Staff		408,650		Library and Mech Blcok Building fund FD	50,000,000	
					Hostel Building Fund FD	50,000,000	
	Current Liabilities				Medical Fund FD	408,650	
1,483,686	(As per schedule No.1)	2,000,519		3,945,431	Intrest Accrued on FD	5,514,350	
351,516,746	Branch & Divisions	380,972,293		40,000	Cash on Hand	43,449	
	(As per schedule No.2)		382,972,812	19,416,638	Cash at Bank	7,017,412	210,354,669
640,615,332	Total		685,430,180	640,615,332	Total		685,430,180

As per our report of even date

For A.BALA MURALI KRISHNA, F.C.A

Chartered Accountant




Membership No: 029110

A. Bala Murali Krishna

Proprietor

ICAI Membership No. 29110

For BNM Institute of Technology



Secretary

Date:

Place: Bangalore

B.N.M.INSTITUTE OF TECHNOLOGY, BANGALORE.
INCOME AND EXPENDITURE ACCOUNT FOR THE YEAR ENDED 31-03-2018

31-Mar-17	EXPENDITURE	Sch	31-Mar-18	31-Mar-17	INCOME	31-Mar-18
168,628,384	Salaries	6	175,502,366			
12,427,550	Gratuity		16,442,364	250,374,399	College fees	253,737,043
2,847,532	Functions & Celebarations	7	-	-	Examination Fees	566,394
1,990,115	Advertisement		2,094,714	-	Exam Remuneration	421,746
1,613,510	AMC Charges		1,982,967	6,466,739	Placement training fees	6,377,100
536,092	Insurance		633,233	11,975,853	FD interest	12,725,189
240,000	Audit fees	8	649,675	1,206,796	Bank Interest Received	979,229
1,889,649	Miscellaneous expenses	9	124,000	-	Miscellaneous Income	1,238,283
455,196	Library books		3,993,740			
77,524	Bank Charges		30,169			
585,630	Loan Interest		-			
798,692	Sports		844,755			
453,144	News Paper and Subscription Charges		307,963			
2,737,849	Printing & Stationery	10	3,476,499			
5,613,605	Repairs and Maintenance	11	4,963,998			
83,375	Postage & courier charges		60,247			
251,000	Legal fees		3,260,000			
5,721,332	Student expense	12	5,311,938			
1,768,993	Telephone and Internet charges	13	1,181,136			
665,067	Travelling and Conveyance	14	899,017			
529,522	Donation		-			
1,314,152	Scholarship		784,000			
773,670	Guest house expenses and rent	15	-			
482,606	Seminar & Workshops		1,007,989			
442,251	Rates & Taxes	16	251,727			
-	Research Expense		5,000,000			
3,197,948	Vehicle maintenance		-			
163,090	Office Expense		249,415			
5,330,000	Water, Electricity & Security	17	6,486,115			
39,357,848	Depreciation	3	33,005,530			
9,048,460	Excess of Income over Expenditure		7,501,427			
270,023,787	Total		276,044,984	270,023,787	Total	276,044,984

As per our report of even date

For A.BALA MURALI KRISHNA F.C.A
Chartered Accountant

A. Bala Murali Krishna
Proprietor
ICAI Membership No.29110

Date:
Place: Bangalore

For BNM Institute of Technology

Narayan R Mane
Secretary

BNM Institute of Technology
Schedules to Income & Expenditure for the year ended 31.03.2018

Sl.No	Expense Head	Expense	31.03.2018	31.03.2017
			Rs.	Rs.
6	Salaries	Salaries	168,397,113	158,693,712
		Remuneration for Visiting Faculty	-	2,985,395
		ESI	960,328	608,780
		Provident Fund	6,144,925	5,956,267
		Tour Expense	-	190,330.00
		Duty Charges	-	193,900.00
	Total		175,502,366	168,628,384
7	Functions and Celebrations	Functions and Celebrations	-	1,913,788
		Gifts and Momentos'	-	318,297
		Refreshment Expenses	-	615,447
		Total	-	2,847,532
8	Audit Fees	Internal Audit Fees	220,000	240,000
		Audit Fees	429,675	-
		Total	649,675	240,000
9	Misc Expenses	Misc Expenses	-	1,775,744
		Meeting Expenses	124,000	113,905
		Total	124,000	1,889,649
10	Printing and stationery	Printing and stationery	3,476,499	2,724,061
		Xerox Charges	-	13,788
		Total	3,476,499	2,737,849
11	Repairs and Maintainence	Campus Maintainence	-	1,399,087
		Repairs and Maintainence	2,783,259	2,710,078
		Computer Lab Maintenance	1,200,246	966,039
		Other Lab Expenses	980,493	538,401
		Total	4,963,998	5,613,605
12	Student Expense	Student Project	17,550	-
		Student Management	-	461,559
		Uniform Expenses	508,085	372,908
		Placement Expenses	2,130,303	2,548,615
		VTU fees	2,656,000	2,338,250
		Total	5,311,938	5,721,332
13	Telephone and Internet Charges	Internet Charges	969,450	1,560,888
		Telephone Charges	211,686	208,105
		Total	1,181,136	1,768,993
14	Travelling and Conveyance	Transportation Charges	25,444	24,200
		Travelling and Conveyance	873,573	640,867
		Total	899,017	665,067
15	Guest House Expense and Rent	Guest House Amenities	-	205,695
		Guest House Rent	-	448,770
		Room Rent Charges	-	119,205
		Total	-	773,670
16	Rates and Taxes	Rates and taxes	251,727	442,251
		Total	251,727	442,251
17	Water,Electricity and Security	Water Charges	300,792	221,053
		Security Expenses	3,030,259	2,254,951
		Electricity Charges	3,155,064	2,853,996
		Total	6,486,115	5,330,000



BNM Institute of Technology , Bangalore.
Schedule to Balance Sheet as at 31-03-2018

LIABILITIES SIDE:			
		31/Mar/18	31/Mar/17
1	Current liabilities		
	Canteen Deposit	200,000	200,000
	Hostel Contractor Deposit	200,000	200,000
	TDS Payable		
	TDS-92B	1,038,190	812,826
	TDS 94C	65,681	59,937
	TDS 94I	70,154	55,279
	TDS 94J	379,494	121,075
	PT Payable	47,000	23,165
	NSS Activities	-	11,404
		2,000,519	1,483,686
2	Branch & Divisions		
	BNM Charities	14,463,185	14,473,185
	BNM EI-2	227,695,339	204,642,832
	BNM IT Misc	122,930,864	122,930,864
	BNM Friends Club	(2,409,700)	(1,909,700)
	BNM Hostel	18,292,605	11,379,565
		380,972,293	351,516,746
ASSETS SIDE :			
4	Loans And Advances :	31/Mar/18	31/Mar/17
	Salary advance	650,000	650,000
	Staff Advance	1,529,396	2,164,396
	Advance for construction	3,132,615	3,132,615
	VGP Babu Das	500,000	500,000
		5,812,011	6,447,011
5	Deposits		
	Telephone Deposit	192,540	192,540
	KP Rao	-	500,000
	Rental Deposit	228,750	50,000
	RNA Enterprises	-	500,000
	Guest house deposit	1,100,000	1,100,000
	Hostel Advance	250,000	-
	Electricity deposit	1,025,952	1,025,952
		2,797,242	3,368,492



BNM INSTITUTE OF TECHNOLOGY
Schedule-3 to Fixed Assets for the year 2017- 18

Particulars	WDV as on 4/1/2017	Additions		Deletions	Total (Rs.)		%	Depreciation (Rs.)	WDV as on 3/31/2018
		> 180 days	< 180 days						
BUILDINGS	404,008,686	1,379,158	3,016,787		408,404,631	4,395,945	5	20,344,812	388,059,819
AIR CONDITIONER	3,986,728	-	793,365		4,780,093	793,365	15	657,512	4,122,582
CEILING FAN	64,291	8,015	2,080		74,386	10,095	15	11,002	63,384
LAB EQUIPMENTS	3,208,932	43,543	125,649		3,378,124	169,192	15	497,295	2,880,829
COMPUTER LAB	4,391,307	828,143	3,169,800		8,389,250	3,997,943	40	2,721,740	5,667,510
EQUIPMENTS	24,440,281	1,181,065	688,780		26,310,126	1,869,845	15	3,894,860	22,415,265
FURNITURE	9,933,057	4,008	707,053		10,644,118	711,061	10	1,029,059	9,615,059
GENERATOR	1,334,805				1,334,805	-	15	200,221	1,134,584
LAND SCAPING	815,813				815,813	-	-	0	815,813
PHOTOCOPIER	81,878				81,878	-	15	12,282	69,596
TRANSFORMER	492,626				492,626	-	15	73,894	418,732
UPS	146,002				146,002	-	40	58,401	87,601
VEHICLES	16,846,484	-	9,714,645	150,000	26,411,129	9,564,645	15	3,233,071	23,178,058
MOBILE	19,760				19,760	-	15	2,964	16,796
LAND	3,718,228				3,718,228	-	-	0	3,718,228
SOLAR PLANT	671,046				671,046	-	40	268,418	402,628
TOTAL	474,159,923	3,443,932	18,218,159	150,000	495,672,014	21,512,091	270	33,005,530	462,666,483

For BNM Institute of Technology



Navayan R Mane

Secretary

**B.N.M.INSTITUTE OF TECHNOLOGY, BANGALORE.
RECEIPTS AND PAYMENTS ACCOUNT FOR THE YEAR ENDED 31-03-2018**

RECEIPTS	31-Mar-18	PAYMENTS	31-Mar-18
Opening Balance		Salaries & Gratuity	189,294,616
Cash	40,000	Function And Celebrations	2,551,333
Bank	19,416,638	Preprofessional Tax	806,600
		Scholarship	16,939,290
Canteen Deposit	200,000	TDS	10,928,177
Medical Fund	408,650	Building Constructions	3,845,945
New Gen IEDC Fund	6,000,000	Lab Equipments	17,266,146
PT Payable	788,515	Fixed Deposits	189,000,000
Scholarship Fund	17,241,395	Advance	854,386
TDS	10,600,431	PF & ESI	18,489,276
Vehicles	150,000	Branch / Division	4,518,928
Investment	135,058,012	Fees Paid	26,804,103
Staff advance	851,500	Printing & Stationery	3,544,796
BNM EI II	34,784,483	Repairs and Maintenance	3,713,631
BNM Hostel	11,550,000	Postage & courier charges	426,710
Tution Fees	258,194,321	Legal fees	3,260,000
Placement Training Fees	6,619,100	New Gen IEDC Fund	2,968,247
Bank Intrest	1,080,202	Sports	1,285,520
Examination Fees	8,125,435	Telephone and Internet charges	1,181,136
Examination Remuneration	1,308,899	Travelling and Conveyance	899,017
FD Intrest	3,925,101	Donation	516,490
Miscellaneous Income	1,166,193	Advertisement	2,094,714
Revaluation Fees	2,813,586	Guest house expenses and rent	1,559,497
ESI	1,364,476	Seminar & Workshops	1,959,262
Functions & Celebrations	988,084	Rates & Taxes	35,803
Gratuity	666,358	Research Expense	5,000,000
Lab Maintenance & Others	11,848,923	Vehicle maintenance	3,874,653
		AMC Charges	1,982,967
Closing Cash at Bank	14,359,753	Audit Fees	649,675
		Bank Charges	30,129
		Campus maintenance	1,409,911
		Lab Maintenance	1,300,175
		Canteen Deposit	140,000
		Placement Expenses	2,145,963
		Student expense	357,491
		Water, Electricity & Security	6,494,854
		Closing Cash in hand	43,449
		Closing Cash at Bank	21,377,165
Total	549,550,055	Total	549,550,055

As per our report of even date

For A.BALA MURALI KRISHNA, F.C.A
Chartered Accountant



A. Bala Murali Krishna
Proprietor
ICAI Membership No.29110

For BNM Institute of Technology



Secretary

Date:

Place: Bangalore

BNMEI II, BANGALORE.

Balance sheet as at 31st March 2018

31-Mar-17	Liabilities		31-Mar-18	31-Mar-17	Assets		31-Mar-18
132,430,259	Capital	171,919,786		8,795,509	Fixed assets- (As per Sch-1)	8,495,572	
39,489,526	Less:Excess of Expenditure over income	21,934,013	193,853,799	(299,937)	Less:Depreciation	283,810	8,211,762
	Branches & Divisions						
39,324,940	BNM Charities	39,324,940	39,324,940	205,757,832	Loans & Advances (As per sch-2)		228,810,339
4,580,000	BNMIT - Misc	4,580,000	4,580,000				
				1,054			
				1,570,267	Canara Bank	736,638	736,638
215,824,725	Total		237,758,739	215,824,725	Total		237,758,739

As per our report of even date

For A.BALA MURALI KRISHNA, F.C.A

Chartered Accountant




A. Bala Murali Krishna

Proprietor

ICAI Membership No.29110

For BNMEI II



Secretary

Date:

Place: Bangalore

BNMEI II

Schedule-2 to Balance Sheet		2017-18	2016-17
ASSETS SIDE :			
1 Branches and Divisions			
BNM Hostel		15,000	15,000
BNMEI		1,100,000	1,100,000
BNMIT		227,695,339	163,919,509
		<u>228,810,339</u>	<u>165,034,509</u>



BNMEI II
INCOME AND EXPENDITURE ACCOUNT FOR THE YEAR ENDED 31/3/2018

31-Mar-17	Expenditure	31-Mar-18	31-Mar-17	Income	31-Mar-18
551,500	Salaries & Wages	6,878,787	41,908,170	Fees Collection	49,043,140
432,537	Conveyance & Travelling	326,590	16,139	Bank Interest	15,859
39,958	Electricity charges	206,130			
457,955	Repairs & Maintenance	489,944			
53,622	Travelling Expenses	588,556			
204,534	Miscellaneous expenses	2,171,628			
19,010	Vehicle maintenance	3,865,586			
61,320	Refreshment	757,937			
43,866	Telephone charges	38,504			
153,500	Sports expense	228,300			
72,069	Medical expenses	51,017			
-	Course Fee	842,520			
27,238	Functions & Celebrations	1,562,249			
6,637	Bank Charges	307			
11,100	Wages	-			
-	Campus Maintenance	1,409,911			
-	Donations	516,490			
-	Duty Charges	250,577			
-	Gifts And Mementoes	1,379,386			
-	Guest House Maintenance	233,880			
-	Guset House rent	510,288			
-	Remuneration for Visiting Faculty	4,071,048			
-	Room Rent Charges	121,600			
-	Student Management system	339,941			
299,937	Depreciation	283,810			
39,489,526	Excess of Income over Expenditure	21,934,013			
41,924,309	Total	49,058,999	41,924,309	Total	49,058,999

As per our report of even date

For A.BALA MURALI KRISHNA, F.C.A
Chartered Accountant

A. Bala Murali Krishna
Proprietor

ICAI Membership No. 29110

For BNMEI II

Narayan R Mane

Secretary

Date:

Place: Bangalore

B.N.M.EI II, BANGALORE.
RECEIPTS & PAYMENT ACCOUNT FOR THE YEAR ENDED 31/3/2018


RECEIPTS	31-Mar-18	PAYMENTS	31-Mar-18
Opening Balance		Salary & Wages	522,260
Cash	1054	Refreshment Expenses	64,208
Bank	1,570,268	Repairs & Maintenance	489,944
Fees Collection	47,703,657	Medical expenses	51,017
TDS	108,200	Telephone Charges	38,504
BNMIT	1,568,100	Course Fee	842,520
Bank Interest	15,859	Electricity Charges	206,130
		Bank Charges	307
		BNMIT	46,695,627
		Misc expenses	75,258
		Sports Expenses	228,300
		Travelling Expenses	588,556
		Vehicle maintenance	101,279
		Conveyance & Travelling	326,590
		Closing Balance	
		Bank	736,638
Total	50,967,138	Total	50,967,138

As per our report of even date

For A.BALA MURALI KRISHNA, F.C.A
Chartered Accountant


A. Bala Murali Krishna
Proprietor
ICAI Membership No. 29110

For BNMEI II


Secretary

Date:

Place: Bangalore

BNM EI II**Schedule-1 to Fixed Assets for the year 2017-18**

Particulars	WDV as on 1/4/2017	Additions		Total (Rs.)	%	Depreciation (Rs.)	WDV as on 31-Mar-18
		> 180 days	< 180 days				
BOREWELL	17,434	-	-	17,434	10	1,743	15,691
BUILDING	5,443,496	-	-	5,443,496	5	272,175	5,171,321
FURNITURE	21,093	-	-	21,093	10	2,109	18,984
LANDSCAPING	742,023	-	-	742,023	-	0	742,023
MEMORIAL WORK EXPENSES	2,219,640	-	-	2,219,640	-	0	2,219,640
MOBILE PHONE	51,886	-	-	51,886	15	7,783	44,103
TOTAL	8,495,572	-	-	8,495,572		283,810	8,211,762

For BNMEI II

Narayan R Mane

Secretary

